

## The rate of Azad University medical graduates entrance to residency programs

Monireh Sayyar, MD<sup>1</sup>; Mohammad Emami Moghadam Tehrani, MD<sup>2</sup>

<sup>1</sup> Assistant Professor of Pediatric, Head of Pediatric Department, Azad University, Tehran Medical School

<sup>2</sup> Assistant Professor of Orthopedics, Shaheed Behshti University of Medical Sciences and Health Services

Azad University medical school in Tehran was established in 1985 which followed by establishment of 13 medical schools in other cities. In 1992, the first group of medical graduates of Azad University medical schools found their way to residency programs.

One of the indices that has been long interpreted as a basic medical education program success indicator is the proportion of medical graduates who enters residency program. As there has been no report on the proportion or exact number of Azad University medical graduates participating in residency program, we decided to provide a report on the medical graduates who entered residency program in 1992-9.

The list of medical graduates from Tehran, Yazd, Najafabad, Kazeroon, Mashad, Tabriz, Ardebil, Quom, Shahrood, and Tonekabon medical schools of Azad University were provided through correspondence with each medical school. A list of Azad University medical gra-

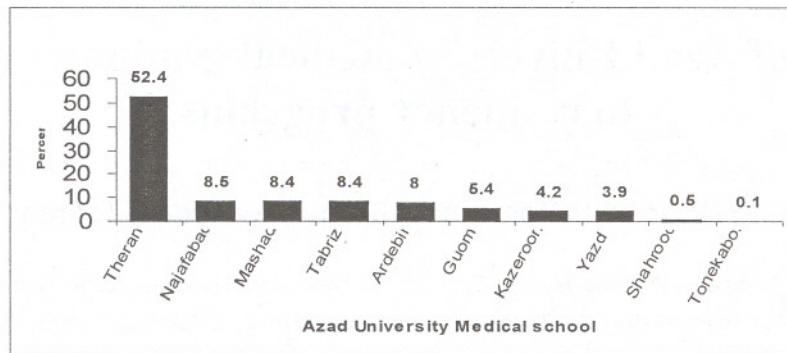
duates who entered residency program in 1992-9 was obtained from Ministry of Health and Medical Education and matched against the list of Azad University medical graduates and further confirmed by the respective medical schools.

The students of Semman, Zahedan, Karaj, and Babol medical schools which were closed were included under transferred to Tehran. The 1992's graduates of Yazd and Tabriz medical school and the medical graduates of Najafabad till 1993 and the medical graduates of Quom and Mashad till 1994 are also included under transferred to Tehran.

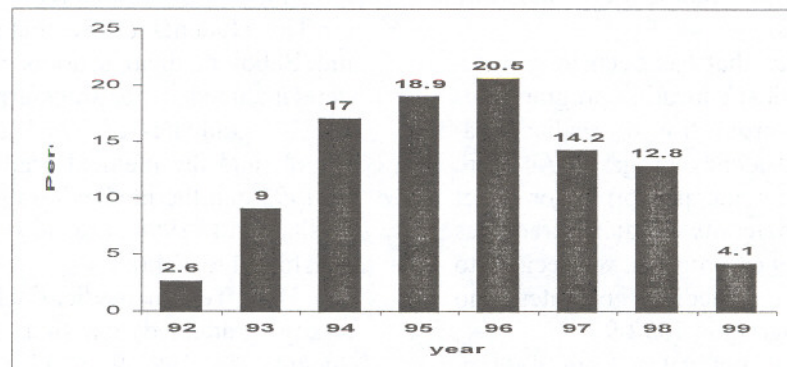
In 1992 Tehran medical school of Azad University graduated its first group of medical students. In 1992-9 Azad University medical schools graduated a total of 3830 medical students. Table 1, Figure 1 and Figure 2 give a general overview of Azad University medical graduates distribution through Azad University medical schools by year of graduation.

**TABLE 1** FREQUENCY DISTRIBUTION OF AZAD UNIVERSITY MEDICAL GRADUATES BY MEDICAL SCHOOL LOCATION AND YEAR OF GRADUATION

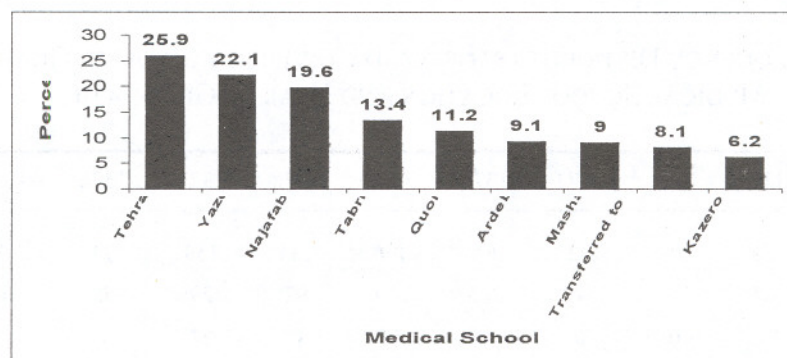
Medical Schools	1371	1372	1373	1374	1375	1376	1377	1378	Total	
									Number	Percent
Tehran	33	79	92	63	176	134	159	74	810	21.2
Transferred to Tehran	31	145	370	205	324	97	29	0	1201	31.2
Quom	0	0	0	85	55	37	27	1	205	5.4
Mashad	0	0	44	62	70	63	63	20	322	8.4
Kzeroon	0	0	21	53	15	31	38	2	160	4.2
Najafabad	0	0	35	81	46	78	77	9	326	8.5
Yazd	0	15	10	28	19	31	38	8	149	3.9
Tabriz	0	64	41	81	50	33	29	22	320	8.4
Ardebil	36	45	56	68	31	36	27	7	306	8
Shahrood	0	0	0	0	1	7	7	6	21	0.5
Oonekabon	0	0	0	0	0	0	0	11	11	0.3
Total	100	348	669	726	787	547	494	160	3830	100



**FIGURE 1** FREQUENCY DISTRIBUTION OF 3830 AZAD UNIVERSITY MEDICAL GRADUATES IN 1992-9 ACCORDING TO AZAD UNIVERSITY MEDICAL SCHOOL THEY GRADUATED FROM

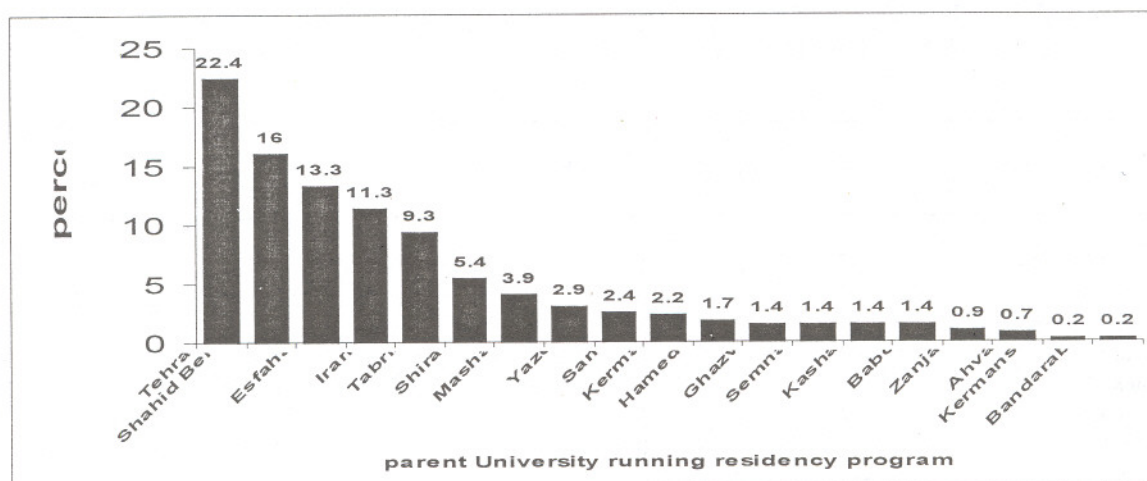


**FIGURE 2** FREQUENCY DISTRIBUTION OF 3830 AZAD UNIVERSITY MEDICAL GRADUATES BY YEAR OF GRADUATION



**FIGURE 3** FREQUENCY DISTRIBUTION OF 538 AZAD UNIVERSITY MEDICAL GRADUATES ACCORDING TO AZAD UNIVERSITY MEDICAL SCHOOL THEY GRADUATED FROM, IN 1992-9





**FIGURE 4** FREQUENCY DISTRIBUTION OF 405 AZAD UNIVERSITY MEDICAL UNIVERSITY ACCORDING TO PARENT UNIVERSITY RUNNING RESIDENCY PROGRAM

Of 3830 Azad university medical graduates, 538 (14%) entered residency programs (Table 2, Figure 3).

Tehran and Yazd medical schools of Azad University ranked first (26%) and second (22%) regarding the proportion of graduates who entered residency program. The graduates known as transferred to Tehran and Kazeroon medical graduates took the last places.

For 405 of 538 medical graduates of Azad University who entered residency programs the

medical university running the residency program and the discipline they studied in were determined (Figure 4).

Tehran University of Medicine with 90 Azad University medical graduates in its residency program ranked first followed by Shaheed Beheshti and Esfahan Universities of Medicine. Bandar Abbas and Kermanshah Universities of Medicine had the lowest number of Azad University medical graduates in their residency program.

**TABLE 2** FREQUENCY DISTRIBUTION OF AZAD UNIVERSITY MEDICAL GRADUATES ACCEPTANCE IN 1992-9

Medical School Location	Accepted		Not Accepted		Total
	Number	Percent	Number	Percent	
Tehran	210	25.9	600	74.1	810
Yazd	64	22.1	85	57.1	149
Tabriz	43	13.34	277	86.4	320
Quom	23	11.2	182	88.8	205
Najafabad	33	10.1	293	89.9	326
Ardebil	29	9.5	277	90.5	306
Mashad	28	8.7	294	91.3	322
Transferred to Tehran	98	8.1	1103	91.9	1201
Kazeroon	10	6.2	150	93.8	160
Shahrood	0	0	20	100	20
Tonekabon	0	0	11	100	11
Total	538	14.1	3292	85.9	3830

**TABLE 3** FREQUENCY DISTRIBUTION OF 401 AZAD UNIVERSITY MEDICAL GRADUATES BASED ON DIFFERENT DISCIPLINES OF RESIDENCY PROGRAMS IN DIFFERENT CITIES

Disciplines	Tehran	Ardebil	Yazd	Najafabad	Quom	Tabriz	Kazeroon	Mashad	Total
Internal Medicine	37	2	5	9	4	10	2	2	71
Gynecology	36	6	3	8	3	7	5	2	70
Anesthesiology	18	10	3	12	4	4	2	1	54
Pediatrics	20	3	2	4	3	4	0	2	38
General Surgery	21	2	2	3	3	1	3	1	36
Pathology	12	3	1	3	1	2	0	2	24
Cardiology	12	1	0	2	0	2	0	0	17
Infections disease	9	0	0	2	1	3	0	0	15
Radiology	3	1	1	0	1	4	0	0	10
ENT	3	1	2	0	1	3	0	0	10
Orthopedics	3	0	2	2	0	2	1	0	10
Psychiatrics	2	0	1	1	0	2	0	3	9
Dermatology	6	1	0	0	0	1	0	0	8
Neurology	6	0	0	2	0	0	0	0	8
Neurosurgery	3	0	0	1	1	3	0	0	8
Urology	1	1	1	1	0	0	2	1	7
Occupational Medicine	1	0	0	0	1	0	1	0	3
Ophthalmology	0	0	0	1	0	1	0	1	3
Total	193	31	23	51	23	49	16	15	401

Table 3 shows the frequency distribution of Azad University medical graduates entered residency programs by the discipline and Azad University medical school they were graduated from. Internal medicine with 71(17.5%), Gynecology with 70(17.2%) had the greatest number of Azad University medical graduates as resident; Forensic Medicine with 2(0.4%) and Epidemiology with 1(0.2%) had the lowest number of Azad University medical graduates as resident.

Table 3 implies that 269 Azad University medical graduates (66.4%) entered internal

medicine, gynecology, anesthesiology, pediatrics, general surgery residency programs and only 46 did enter dermatology, ophthalmology, orthopedics, ENT, neurosurgery residency programs.

In conclusion, it is evident that there is a high variation in the proportion of medical graduates of Azad University different medical schools who entered residency programs. Looking for the factors contributing to this variation leads us to key elements which may help basic medical education improve.